

Luminaire

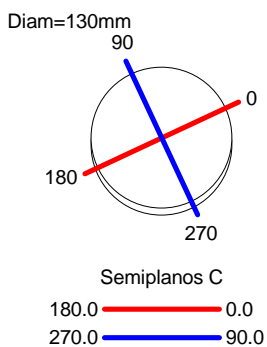
Code 5764
Name Tempo

Measurem.

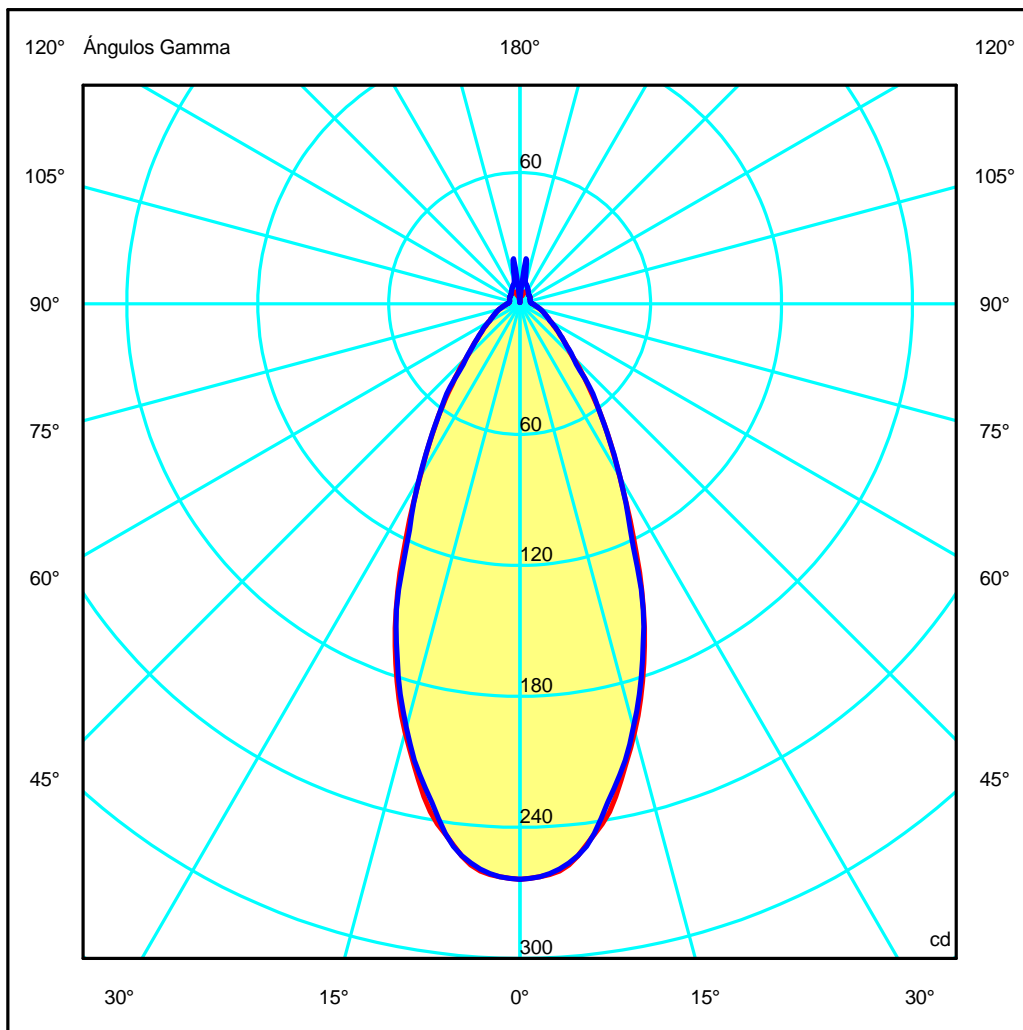
Code CL252A18F018G.E3
Name 2700K CRI 90

Luminaire Flux	292.12 lm	Luminaire Power	5.51 W	Efficacy	52.97 lm/W	Efficiency	100.00%
Sources Flux	292.12 lm	Maximum value	263.81 cd	Position	C=0.00 G=0.00	CG	Double Symmetrical
Round Luminaire		Diam.	130 mm	Height	120 mm		
Round Luminous Area		Diam.	130 mm	Height	120 mm		
Horizontal Luminous Area		0.013273 m2		Emitting area on Plane 180°		0.015600 m2	
Emitting area on Plane 0°		0.015600 m2		Emitting area on Plane 270°		0.015600 m2	
Emitting area on Plane 90°		0.015600 m2		Glare area at 76°		0.018348 m2	
Coordinate system		CG		Symmetry Type		Double Symmetrical	
Date		09-07-2018		Maximum Gamma Angle		180	
Measurement Distance		6.44		Measurement Flux		292.12 lm	
Operator		Asselum T2		Rated Voltage		230.25 V	
Temperature		24.70 °C		Rated Current		0.03 A	
Humidity		51.70 %		Photocell		Prc	
Notes		RM18062508.1					

Line		Code		Luminaire Lamps		Flux [lm]	Pow. [W]	Q.ty
CREE XHP50B-00-0000-0D0UG227H		1x 5750134		1x LED 4W 350mA		292.12	5.51	1
C.I.E.	72 88 95 88 100			D DIN 5040		B61		
F UTE	0.88 B + 0.12 T			B NBN		BZ 1 / 0.8 / BZ 2 / 3 / BZ 3		



ULOR 12.33 %
DLOR 87.67 %
RN 12.33 %



Luminaire

Code 5764
Name Tempo

Measur.

Code CL252A18F018G.E3
Name 2700K CRI 90

Luminaire Flux	292.12 lm	Luminaire Power	5.51 W	Efficacy	52.97 lm/W	Efficiency	100.00%
Sources Flux	292.12 lm	Maximum value	263.81 cd	Position	C=0.00 G=0.00	CG	Double Symmetrical

Luminous Intensity Table cd Table 1/1

	C 0.00	C 15.00	C 30.00	C 45.00	C 60.00	C 75.00	C 90.00
G 0.0	264	264	264	264	264	264	264
G 2.5	262	262	261	262	262	262	262
G 5.0	258	257	256	257	256	256	257
G 7.5	248	248	248	248	247	248	248
G 10.0	236	235	236	236	236	236	232
G 12.5	220	221	220	219	221	222	218
G 15.0	203	205	204	202	202	201	201
G 17.5	186	183	184	184	184	183	184
G 20.0	167	164	164	165	161	162	165
G 22.5	147	146	145	144	143	142	147
G 25.0	127	126	127	125	126	125	123
G 27.5	108	107	110	107	109	108	106
G 30.0	91	93	94	90	95	93	92
G 32.5	79	80	80	77	78	77	79
G 35.0	67	66	67	66	66	66	67
G 37.5	57	56	57	56	55	54	58
G 40.0	48	48	48	47	48	47	50
G 42.5	41	41	41	40	41	40	39
G 45.0	34	35	35	34	35	34	34
G 47.5	30	30	31	29	30	29	30
G 50.0	26	26	26	26	26	26	26
G 52.5	23	23	23	23	23	23	23
G 55.0	21	20	21	20	20	20	21
G 57.5	18	18	18	18	18	18	19
G 60.0	16	16	16	16	16	16	16
G 62.5	15	15	15	15	15	15	15
G 65.0	13	14	14	13	13	13	14
G 67.5	12	12	12	12	12	12	12
G 70.0	11	11	11	11	11	11	11
G 72.5	11	10	10	10	10	10	11
G 75.0	10	10	10	9	10	10	10
G 77.5	9	9	9	9	9	9	9
G 80.0	8	8	8	8	8	8	8
G 82.5	7	7	7	7	7	7	7
G 85.0	7	7	7	7	7	7	7
G 87.5	6	6	6	6	6	6	6
G 90.0	6	6	6	6	6	6	6
G 92.5	5	5	5	5	5	5	5
G 95.0	5	5	5	5	5	5	5
G 97.5	5	5	5	5	5	5	5
G100.0	5	5	5	5	5	5	5
G102.5	5	5	5	5	5	5	5
G105.0	5	5	5	5	5	5	5
G107.5	5	5	5	5	5	5	5
G110.0	5	5	5	5	5	5	5
G112.5	5	5	5	5	5	5	5
G115.0	5	5	5	5	5	5	5
G117.5	5	5	5	5	5	5	5
G120.0	5	5	5	5	5	5	5
G122.5	6	5	5	5	5	5	5
G125.0	6	5	5	5	5	5	5
G127.5	6	6	6	5	5	6	6
G130.0	6	6	6	6	6	6	6
G132.5	6	6	6	6	6	6	6
G135.0	6	6	6	6	6	6	6
G137.5	6	6	6	6	6	6	6
G140.0	6	6	6	6	6	6	6
G142.5	6	6	6	6	6	6	6
G145.0	6	7	7	7	7	7	7
G147.5	7	7	7	7	7	7	7
G150.0	6	7	7	7	7	7	7
G152.5	6	7	8	8	8	8	8
G155.0	6	7	8	8	8	8	8
G157.5	6	7	8	8	9	9	9
G160.0	5	6	8	9	9	9	9
G162.5	4	6	8	9	9	9	9
G165.0	4	6	9	9	10	10	10
G167.5	4	6	10	10	12	11	12
G170.0	4	6	13	14	18	15	18
G172.5	2	7	7	11	15	12	19
G175.0	1	1	1	3	1	8	1
G177.5	1	1	1	1	1	1	1
G180.0	1	1	1	1	1	1	1

Luminaire

Code 5764
Name Tempo

Measur.

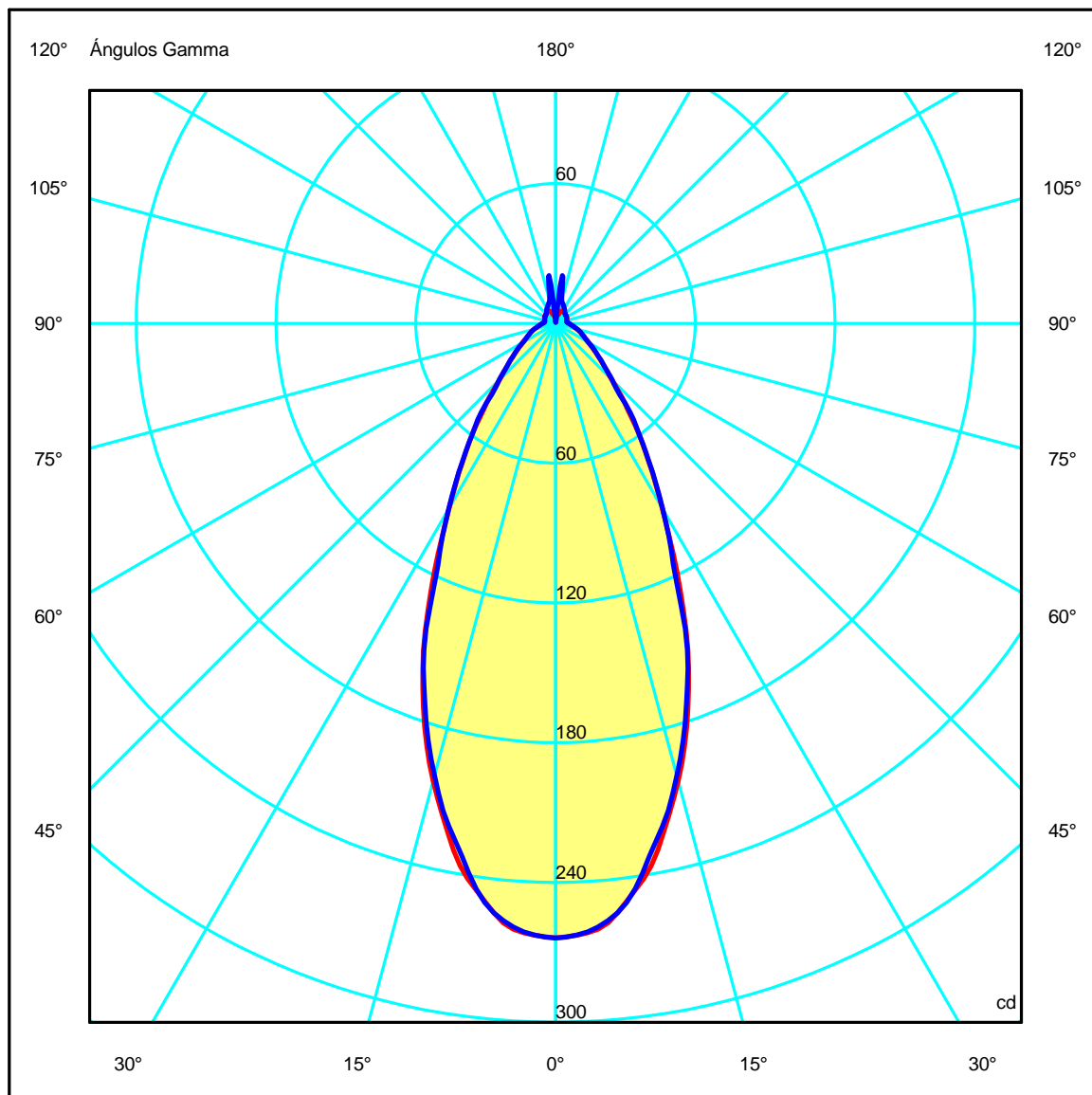
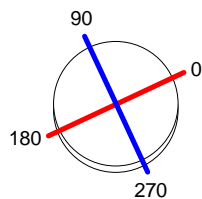
Code CL252A18F018G.E3
Name 2700K CRI 90

Luminaire Flux	292.12 lm	Luminaire Power	5.51 W	Efficacy	52.97 lm/W	Efficiency	100.00%
Sources Flux	292.12 lm	Maximum value	263.81 cd	Position	C=0.00 G=0.00	CG	Double Symmetrical

Diam=130mm

Semiplanos C

180.0 — 0.0
270.0 — 90.0



Luminaire

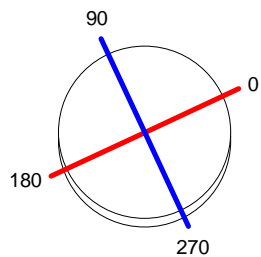
Code 5764
Name Tempo

Measurem.

Code CL252A18F018G.E3
Name 2700K CRI 90

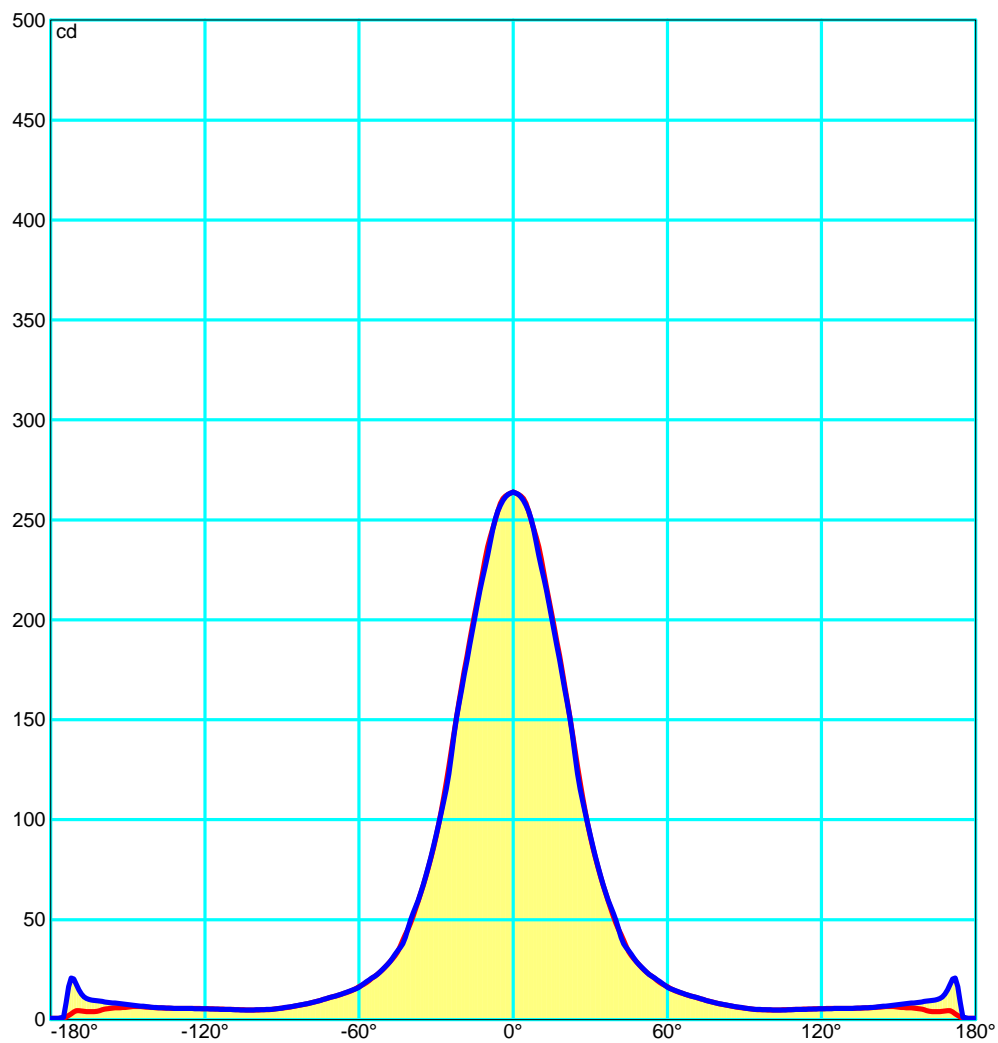
Luminaire Flux	292.12 lm	Luminaire Power	5.51 W	Efficacy	52.97 lm/W	Efficiency	100.00%
Sources Flux	292.12 lm	Maximum value	263.81 cd	Position	C=0.00 G=0.00	CG	Double Symmetrical

Diam=130mm



Semiplanos C

180.0 ————— 0.0
270.0 ————— 90.0



LuminaireCode 5764
Name Tempo**Measurem.**Code CL252A18F018G.E3
Name 2700K CRI 90

Luminaire Flux	292.12 lm	Luminaire Power	5.51 W	Efficacy	52.97 lm/W	Efficiency	100.00%
Sources Flux	292.12 lm	Maximum value	263.81 cd	Position	C=0.00 G=0.00	CG Double Symmetrical	

UGR
S = 0.250

Reflectancies										
Ceiling/Cavity	0.7	0.7	0.5	0.5	0.3	0.7	0.7	0.5	0.5	0.3
Walls	0.5	0.3	0.5	0.3	0.3	0.5	0.3	0.5	0.3	0.3
WorkingPlane	0.2	0.2	0.2	0.2	0.2	0.2	0.2	0.2	0.2	0.2
RoomDimensions	Viewed Crosswise					Viewed Endwise				
x=2H y=2H	10.1	11.0	10.6	11.4	11.9	10.0	10.9	10.5	11.3	11.8
x=2H y=3H	10.9	11.8	11.4	12.2	12.7	10.9	11.7	11.4	12.1	12.6
x=2H y=4H	11.4	12.1	11.9	12.6	13.1	11.3	12.1	11.8	12.6	13.1
x=2H y=6H	11.8	12.5	12.3	13.0	13.5	11.7	12.5	12.3	12.9	13.5
x=2H y=8H	12.0	12.7	12.5	13.2	13.7	11.9	12.6	12.5	13.1	13.7
x=2H y=12H	12.2	12.8	12.7	13.4	13.9	12.2	12.8	12.7	13.3	13.9
x=4H y=2H	10.4	11.2	10.9	11.6	12.2	10.3	11.1	10.8	11.6	12.1
x=4H y=3H	11.5	12.1	12.0	12.6	13.2	11.4	12.1	12.0	12.6	13.2
x=4H y=4H	12.1	12.6	12.6	13.2	13.8	12.0	12.6	12.6	13.1	13.7
x=4H y=6H	12.6	13.2	13.3	13.7	14.4	12.6	13.1	13.2	13.7	14.3
x=4H y=8H	12.9	13.4	13.5	14.0	14.6	12.9	13.4	13.5	13.9	14.6
x=4H y=12H	13.2	13.6	13.8	14.2	14.9	13.2	13.6	13.8	14.2	14.9
x=8H y=4H	12.3	12.8	12.9	13.3	14.0	12.3	12.7	12.9	13.3	14.0
x=8H y=6H	13.1	13.4	13.7	14.1	14.8	13.0	13.4	13.7	14.0	14.7
x=8H y=8H	13.5	13.8	14.1	14.4	15.2	13.4	13.8	14.1	14.4	15.1
x=8H y=12H	13.9	14.1	14.5	14.8	15.5	13.8	14.1	14.5	14.8	15.5
x=12H y=4H	12.3	12.7	13.0	13.3	14.0	12.3	12.7	12.9	13.3	14.0
x=12H y=6H	13.1	13.5	13.8	14.1	14.8	13.1	13.4	13.8	14.1	14.8
x=12H y=8H	13.6	13.9	14.3	14.5	15.3	13.6	13.9	14.2	14.5	15.2

Luminaire

Code 5764
Name Tempo

Measur.

Code CL252A18F018G.E3
Name 2700K CRI 90

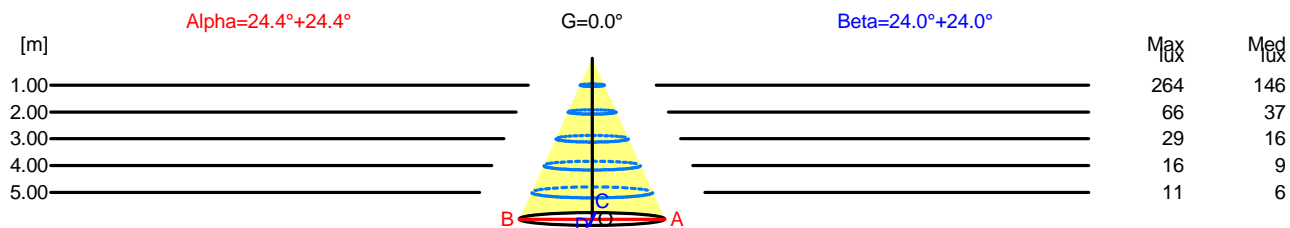
Luminaire Flux	292.12 lm	Luminaire Power	5.51 W	Efficacy	52.97 lm/W	Efficiency	100.00%
Sources Flux	292.12 lm	Maximum value	263.81 cd	Position	C=0.00 G=0.00	CG	Double Symmetrical

Width at 50.00 % of Max Intensity

H[m]	1.00	2.00	3.00	4.00	5.00	H[m]	1.00	2.00	3.00	4.00	5.00
OA	0.45	0.91	1.36	1.81	2.26	OC	0.45	0.89	1.34	1.78	2.23
OB	0.45	0.91	1.36	1.81	2.26	OD	0.45	0.89	1.34	1.78	2.23

Luminous Intensities [cd]

	0	5	15	25	35	45	55	65	75	85
OA	263.81	258.19	203.23	126.62	67.25	33.96	20.56	13.45	9.59	6.71
OB	263.81	258.19	203.23	126.62	67.25	33.96	20.56	13.45	9.59	6.71
OC	263.81	257.31	201.06	122.94	67.41	34.40	20.70	13.50	9.61	6.78
OD	263.81	257.31	201.06	122.94	67.41	34.40	20.70	13.50	9.61	6.78



H[m]	D[m]	Max lux	Med lux	Alpha=24.4°+24.4°	G=0.0	
1.00	0.91	264	146			
2.00	1.81	66	37			
3.00	2.72	29	16			
4.00	3.62	16	9			
5.00	4.53	11	6			

H[m]	D[m]	Max lux	Med lux	Beta=24.0°+24.0°	G=0.0	
1.00	0.89	264	146			
2.00	1.78	66	37			
3.00	2.68	29	16			
4.00	3.57	16	9			
5.00	4.46	11	6			

Luminaire

Code 5764
Name Tempo

Measurem.

Code CL252A18F018G.E3
Name 2700K CRI 90

Luminaire Flux	292.12 lm	Luminaire Power	5.51 W	Efficacy	52.97 lm/W	Efficiency	100.00%
Sources Flux	292.12 lm	Maximum value	263.81 cd	Position	C=0.00 G=0.00	CG Double Symmetrical	

Flujo Total=292.12 Flujo Luminaria=292.12

RI	0.60	0.80	1.00	1.25	1.50	2.00	2.50	3.00	4.00	5.00	10.00	20.00
DRR	0.51	0.57	0.63	0.69	0.72	0.79	0.83	0.86	0.89	0.91	0.96	0.98
RC	1	2	2	2	2	2	2	2	2	2	2	1

Flujo Zonal por 1000 Lúmenes

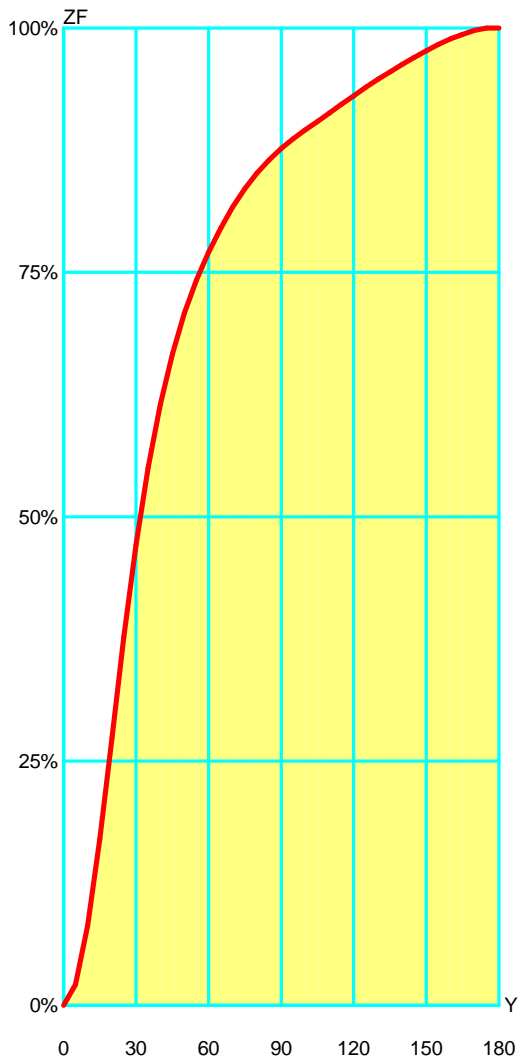
Y°	10	20	30	40	50	60	70	80	90	100	110	120	130	140	150	160	170	180
ZF(Y)	82	274	471	615	708	771	817	852	877	896	913	931	948	963	977	989	998	1000

Códigos de Flujo C.I.E.

72 88 95 88 100

C.I.E. 1/2/2/2/2/2/2/2/2/1
D DIN 5040 B61
F UTE 0.88 B + 0.12 T
B NBN BZ 1 / 0.8 / BZ 2 / 3 / BZ 3
RN 12.32944 %
BLF 1.0

LOR 100.00000 %
ULOR 12.32944 %
DLOR 87.67056 %
UFF 12.32944 %
DFF 87.67056 %
FFR 14.06338 %



Flujo Zonal				
Gamma °	Flujo	Suma lm	Flujo [%]	Suma [%]
0°	0.00	0.00	0.00%	0.00 %
5°	21.30	21.30	2.13 %	2.13 %
10°	60.25	81.55	6.03 %	8.15 %
15°	88.91	170.46	8.89 %	17.05 %
20°	103.16	273.62	10.32 %	27.36 %
25°	103.47	377.09	10.35 %	37.71 %
30°	93.77	470.85	9.38 %	47.09 %
35°	79.41	550.26	7.94 %	55.03 %
40°	64.52	614.78	6.45 %	61.48 %
45°	51.66	666.44	5.17 %	66.64 %
50°	41.56	708.00	4.16 %	70.80 %
55°	34.08	742.09	3.41 %	74.21 %
60°	28.67	770.76	2.87 %	77.08 %
65°	24.64	795.40	2.46 %	79.54 %
70°	21.41	816.80	2.14 %	81.68 %
75°	18.65	835.45	1.86 %	83.54 %
80°	16.07	851.52	1.61 %	85.15 %
85°	13.65	865.17	1.36 %	86.52 %
90°	11.54	876.71	1.15 %	87.67 %
95°	9.97	886.67	1.00 %	88.67 %
100°	9.11	895.78	0.91 %	89.58 %
105°	8.75	904.53	0.87 %	90.45 %
110°	8.69	913.22	0.87 %	91.32 %
115°	8.75	921.97	0.87 %	92.20 %
120°	8.76	930.73	0.88 %	93.07 %
125°	8.59	939.31	0.86 %	93.93 %
130°	8.21	947.52	0.82 %	94.75 %
135°	7.75	955.27	0.77 %	95.53 %
140°	7.43	962.71	0.74 %	96.27 %
145°	7.20	969.91	0.72 %	96.99 %
150°	6.91	976.82	0.69 %	97.68 %
155°	6.44	983.26	0.64 %	98.33 %
160°	5.65	988.91	0.57 %	98.89 %
165°	4.59	993.50	0.46 %	99.35 %
170°	4.07	997.57	0.41 %	99.76 %
175°	2.33	999.90	0.23 %	99.99 %
180°	0.10	1000.00	0.01 %	100.00 %

Luminaire

Code 5764
Name Tempo

Measurem.

Code CL252A18F018G.E3
Name 2700K CRI 90

Luminaire Flux	292.12 lm	Luminaire Power	5.51 W	Efficacy	52.97 lm/W	Efficiency	100.00%
Sources Flux	292.12 lm	Maximum value	263.81 cd	Position	C=0.00 G=0.00	CG	Double Symmetrical

Isolux (Floor)

Luminaire position X=0.00m Y=0.00m Z=2.50m

